

Latches

Stainless Steel, Operation with Socket Keys

SPECIFICATION

Version in Stainless Steel (NI)

Types

- Type **DK**: With triangular spindle
- Type **VK7**: With square spindle
- Type **VK8**: With square spindle
- Type **SCH**: With slot
- Type **VDE**: With double bit

Lock housing

Stainless steel AISI 303 **NI**

Latch arm

Stainless steel AISI 304

Other parts

Stainless steel AISI 304

Protection class IP 65

Version in Stainless Steel (A4)

Types

- Type **DK**: With triangular spindle
- Type **VK7**: With square spindle
- Type **VK8**: With square spindle
- Type **VDE**: With double bit

Lock housing

Stainless steel AISI 316Ti **A4**

Latch arm

Stainless steel AISI 316

Other parts

Stainless steel AISI 316

Protection class IP 66

INFORMATION

Latches GN 115-WSK-SST lock by a turning operation limited to 90° which moves the latch arm in the locked position behind the door frame. The bevels of the latch arm ease the closing of the door. Thanks to the stainless steel materials used, the latches are optimally suited for use in corrosive environments.

Latch arms are available with different bend angles to cover a latch arm distance A from 6 to 50 mm (version NI) and from 6 to 28 mm (version A4).

Latches GN 115-WSK-SST are supplied with loosely enclosed latch arm.



ACCESSORY

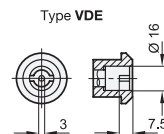
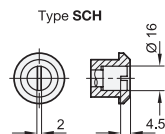
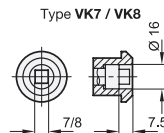
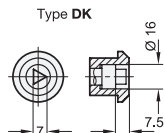
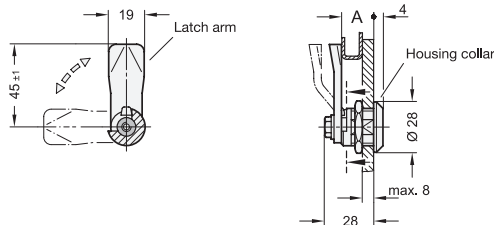
- Socket Keys GN 119.2 (see page 1530)
- Protective Caps GN 120 (see page 1486)
- Opening Handles GN 120.1 (see page 1487)
- Protective Guide Plates GN 120.2 (see page 1479)
- Internal Cabinet Handles GN 120.3 (see page)
- Sheet Metal Punches GN 123 (see page 1493)

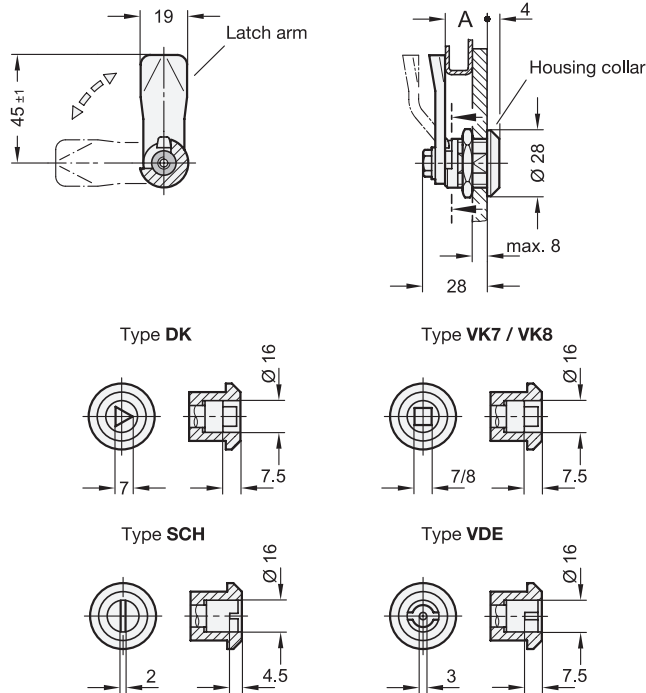
ON REQUEST

- Other operations

TECHNICAL INFORMATION

- List of latch types (see page 1456)
- IP Protection Classes (see page A23)
- Stainless Steel Characteristics (see page A26)





* Complete with
DK VK7 VK8 SCH VDE

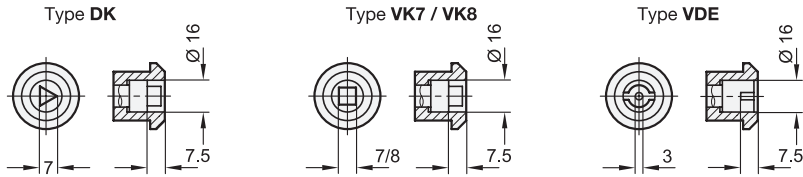
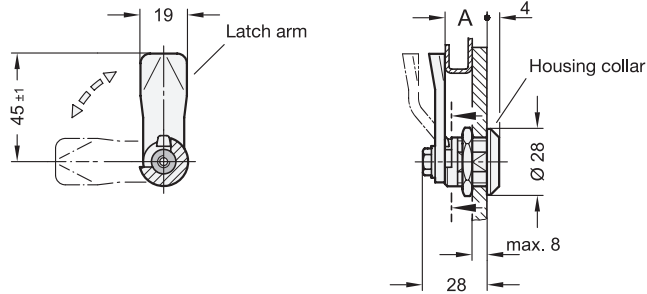
GN 115-WSK-SST-NI

STAINLESS STEEL

Description	Latch arm distance A	ΔΔ
GN 115-*-6-NI	6	80
GN 115-*-10-NI	10	80
GN 115-*-14-NI	14	80
GN 115-*-18-NI	18	80
GN 115-*-20-NI	20	80
GN 115-*-22-NI	22	80
GN 115-*-24-NI	24	80
GN 115-*-26-NI	26	80
GN 115-*-28-NI	28	80
GN 115-*-30-NI	30	80
GN 115-*-34-NI	34	83
GN 115-*-38-NI	38	92
GN 115-*-40-NI	40	100
GN 115-*-50-NI	50	100

Weight type DK





* Complete with
DK VK7 VK8 VDE

GN 115-WSK-SST-A4

STAINLESS STEEL

Description	Latch arm distance A	⚖️
GN 115-*-6-A4	6	91
GN 115-*-10-A4	10	89
GN 115-*-14-A4	14	88
GN 115-*-18-A4	18	88
GN 115-*-20-A4	20	89
GN 115-*-22-A4	22	89
GN 115-*-24-A4	24	89
GN 115-*-26-A4	26	90
GN 115-*-28-A4	28	91

Weight type DK